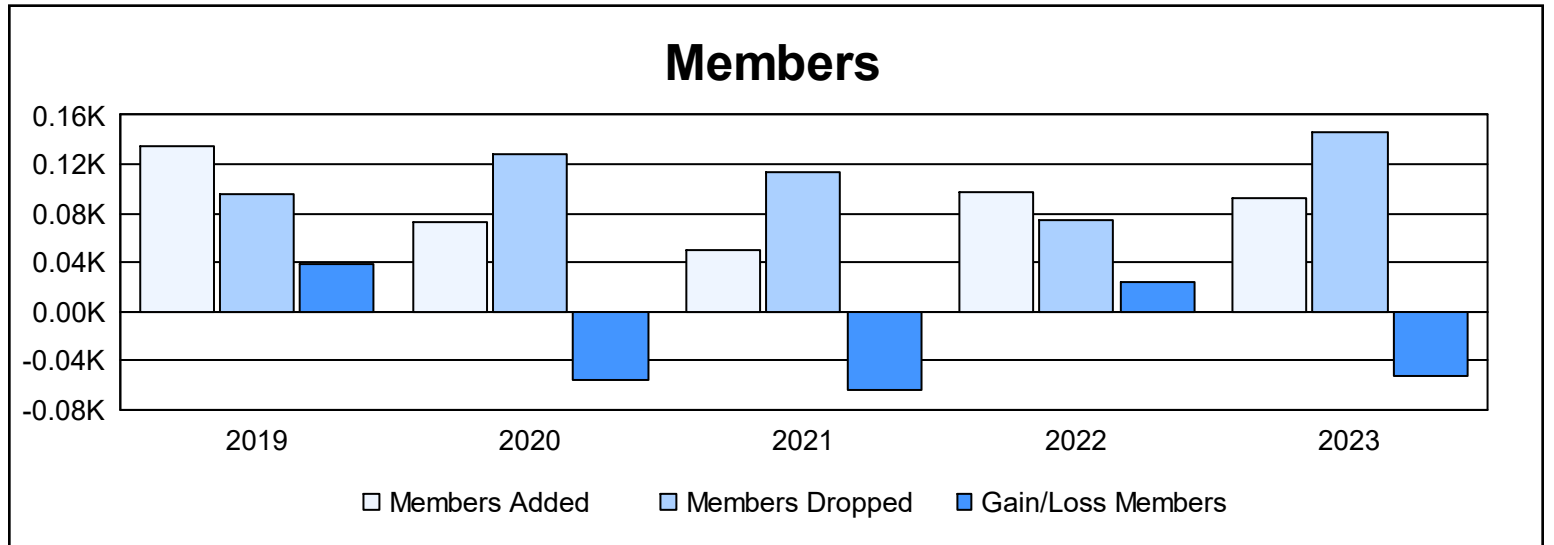
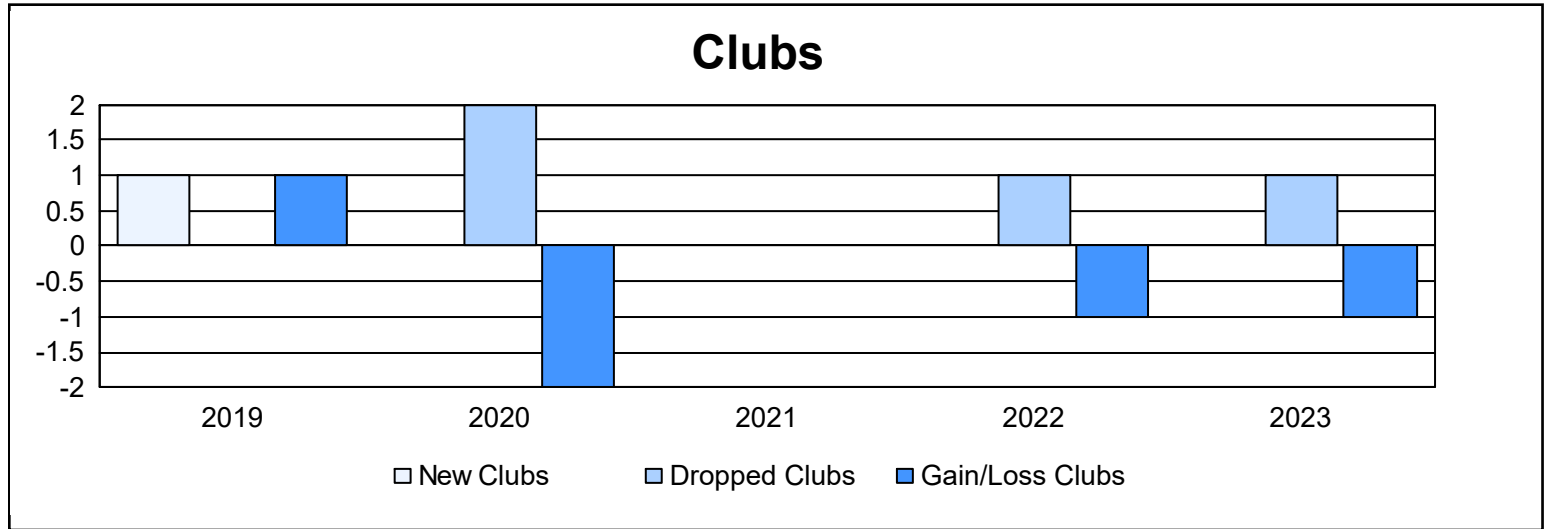
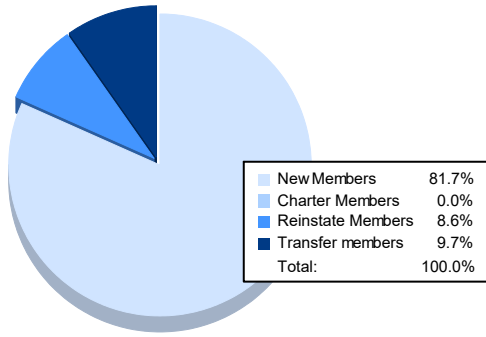


| Year | New Clubs | Dropped Clubs | Gain/ Loss Clubs | New Members | Charter Members | Reinstate Members | Transfer Members | Total Member Added | Total Members Dropped | Gain/ Loss Members |
|----------------|-----------|---------------|------------------|-------------|-----------------|-------------------|------------------|--------------------|-----------------------|--------------------|
| 2018-2019 | 1 | 0 | 1 | 98 | 22 | 11 | 3 | 134 | 96 | 38 |
| 2019-2020 | 0 | 2 | -2 | 64 | 0 | 7 | 1 | 72 | 128 | -56 |
| 2020-2021 | 0 | 0 | 0 | 49 | 0 | 0 | 1 | 50 | 114 | -64 |
| 2021-2022 | 0 | 1 | -1 | 93 | 0 | 3 | 2 | 98 | 74 | 24 |
| 2022-2023 | 0 | 1 | -1 | 76 | 0 | 8 | 9 | 93 | 146 | -53 |
| Average | 0 | 1 | -1 | 76 | 4 | 6 | 3 | 89 | 112 | -22 |



Membership Composition June 2023 Cumulative



Gender Composition June 2023 Cumulative

